

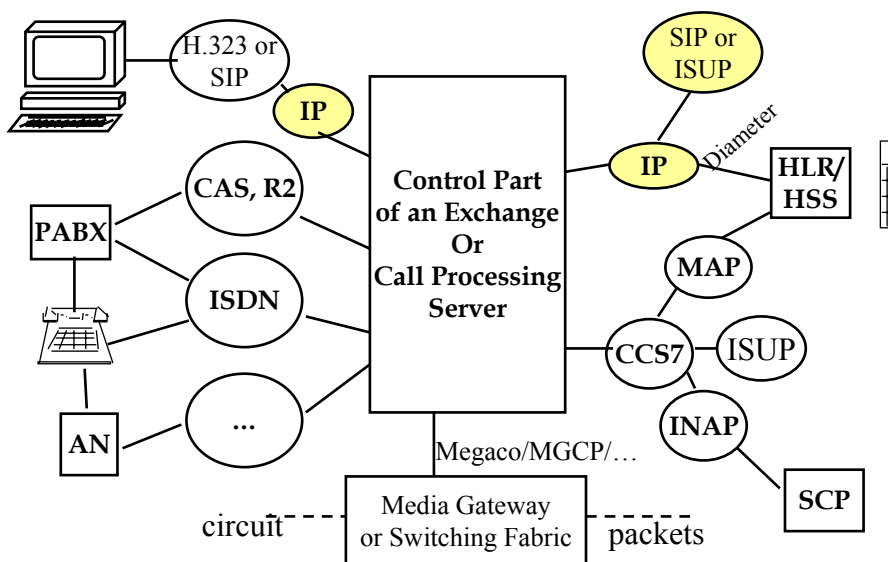
# Transport of (Legacy) Signaling over IP

## SCTP

### SIGTRAN architecture


(<http://www.ietf.org/html.charters/sigtran-charter.html>)

## Summary of course scope



# Stream Control Transmission Protocol – SCTP - features

RFC - Request for Comments: 2960 defines SCTP (Oct 2000)

- Reliable transport of messages across a possibly unreliable network service such as IP
  - checksums, acknowledgements and message numbering (in streams)
  - detection of lost, corrupted and duplicated packets
  - selective retransmission
  - congestion control for associations
- Many streams (of packets) within an association
- Multihoming (hosts with  $n$  IP addresses) 

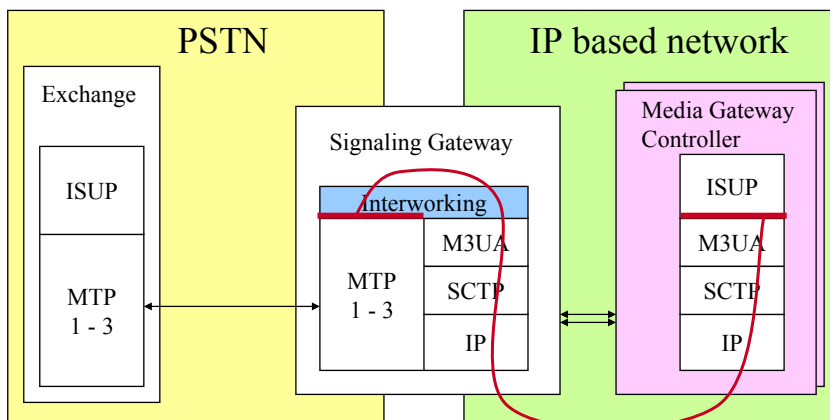
## More SCTP features

- Data segmentation to MTU size at end systems
- Multiplexing of user messages to SCTP datagrams: chunks in messages.
- Resistance to flooding (denial of service) and masquerade attacks

# What's wrong with TCP for transport of signaling?

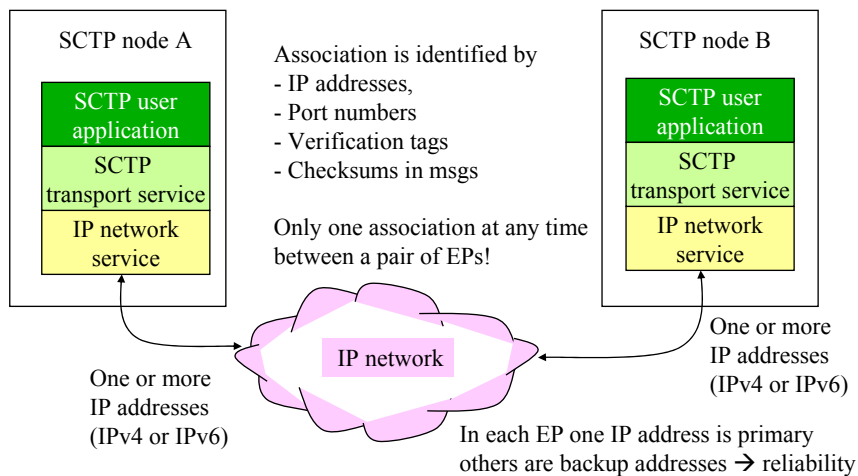
- **HOL blocking:** Two network nodes signal at the same time about many independent calls. TCP ties them together – one lost message concerning a single call causes signaling of other calls to halt until retransmission recovers the lost message.
- TCP is **byte stream** oriented – application needs to add its own message delimiters and push operations.
- TCP does not allow multihoming → does not reach the required level of **reliability** (UDP is even more unreliable).
- Nrof simultaneous TCP connections determined by the OS Kernel
- Application can not control **TCP timers** – signaling delay requirements are difficult to meet when TCP uses retransmission.
- TCP is vulnerable to DOS attacks (e.g. the **SYN attack**).

## A use case: Signaling Gateway

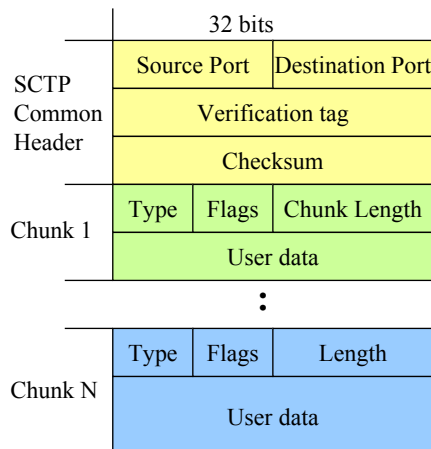


- M3UA – MTP3 User Adaptation layer extends MTP3 primitive i/f to remote user.

# An SCTP association looks like this



# SCTP packets have a common header + control and data chunks



Port numbers as in UDP and TCP

During initiation of association, each EP gives the other the value of the Verification tag. The receiver must use that in each subseq. message.

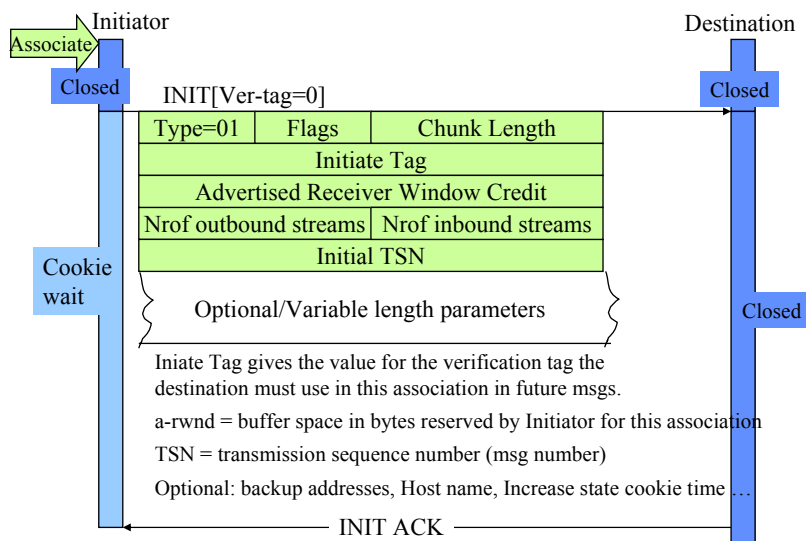
- helps in tackling masquerade attacks

Control and data chunks have Type, Flags and Length information + the user info or control info itself.

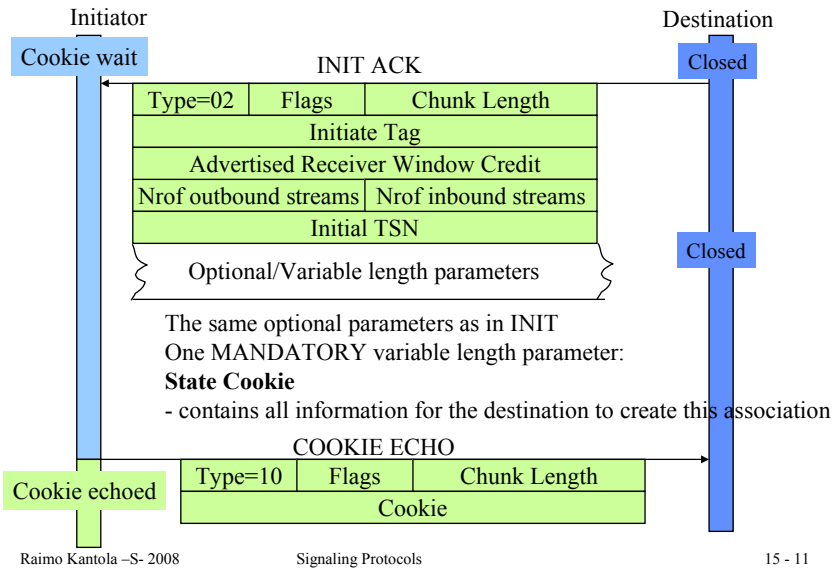
# Chunk types are:

ID Value	Chunk Type
0	- Payload Data (DATA)
1	- Initiation (INIT)
2	- Initiation Acknowledgement (INIT ACK)
3	- Selective Acknowledgement (SACK)
4	- Heartbeat Request (HEARTBEAT)
5	- Heartbeat Acknowledgement (HEARTBEAT ACK)
6	- Abort (ABORT)
7	- Shutdown (SHUTDOWN)
8	- Shutdown Acknowledgement (SHUTDOWN ACK)
9	- Operation Error (ERROR)
10	- State Cookie (COOKIE ECHO)
11	- Cookie Acknowledgement (COOKIE ACK)
12	- Reserved for Explicit Congestion Notification Echo (ECNE)
13	- Reserved for Congestion Window Reduced (CWR)
14	- Shutdown Complete (SHUTDOWN COMPLETE)
15 to 255	- reserved by IETF
63, 127, 191, 255	- IETF-defined Chunk Extensions

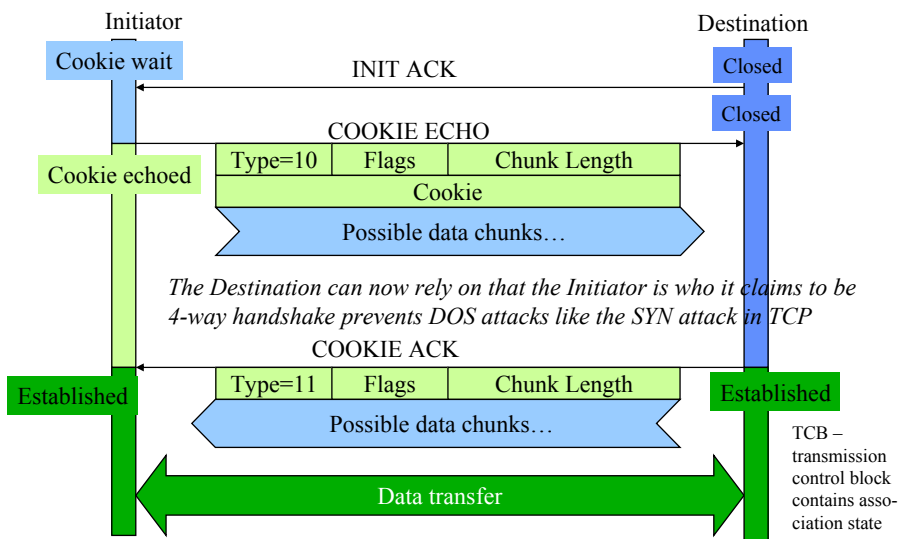
# SCTP association establishment 1



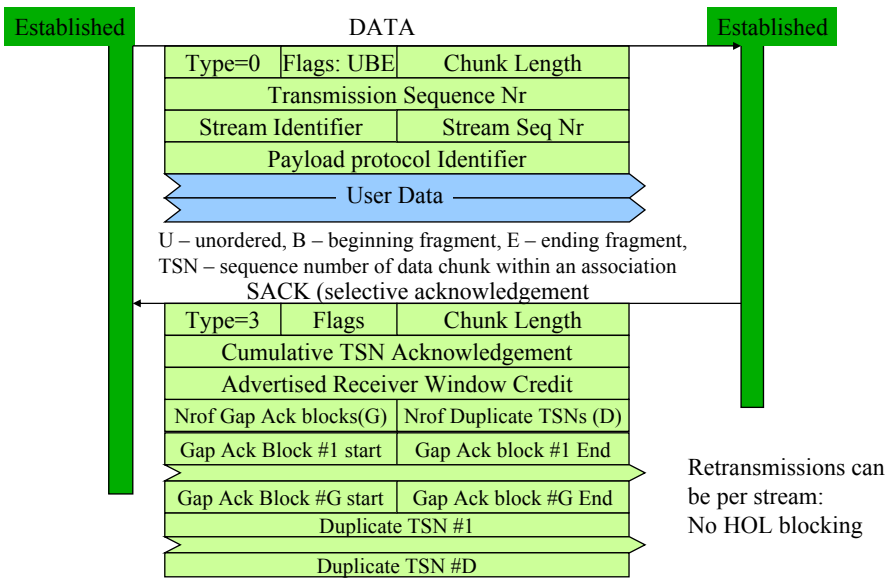
## SCTP association establishment 2



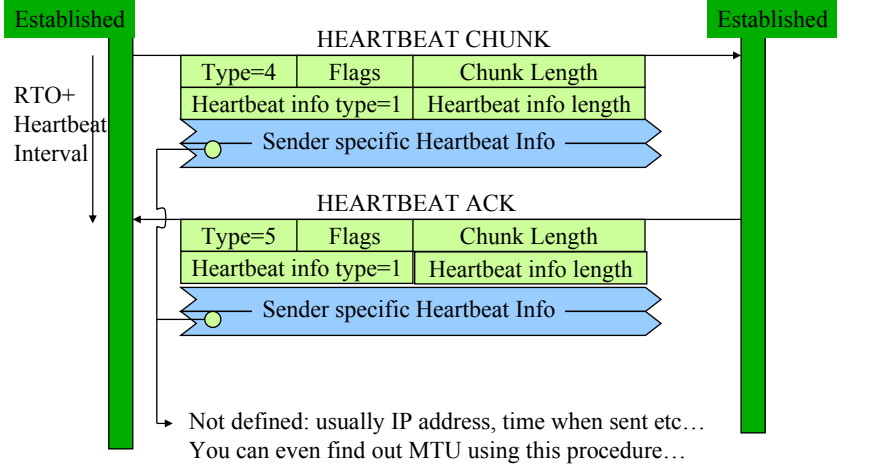
## SCTP association establishment 3



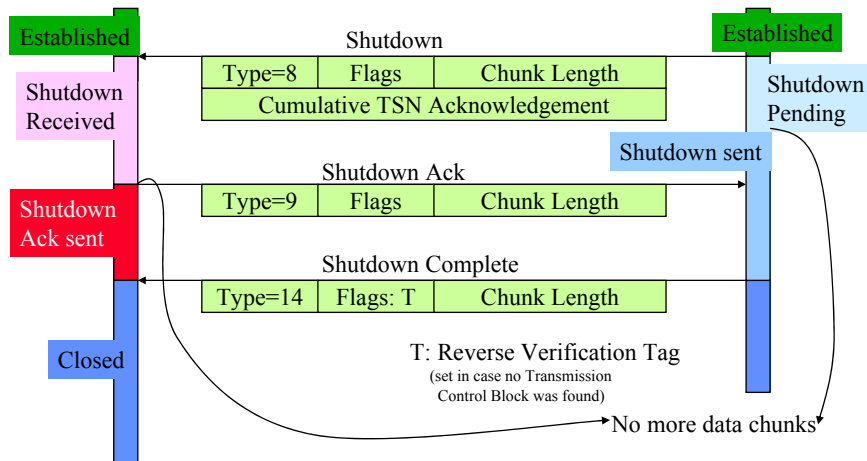
# SCTP Data Transfer



# The path heartbeat gives information about secondary IP address state



## SCTP Shutdown procedure

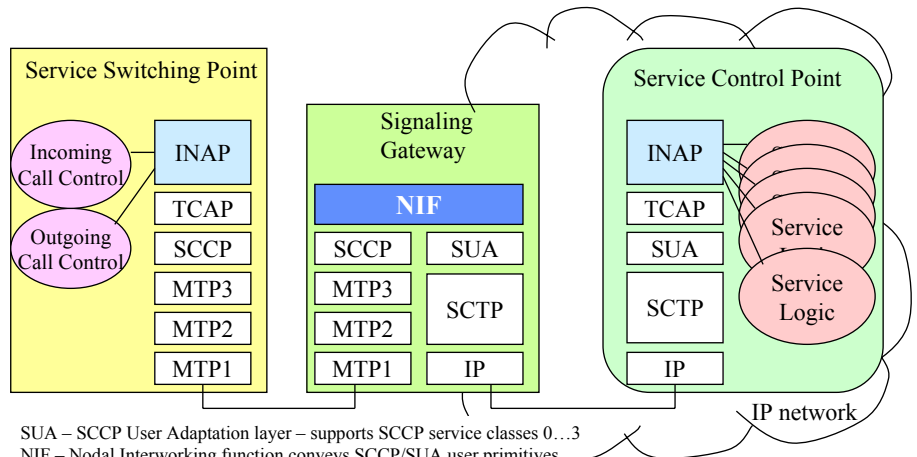


## SCTP can be easily extended

- ABORT and ERROR Chunks are used in exceptional cases – still part of the base specification
- New Chunk types are easy to add
- Example ideas: dynamic addition of IP addresses into an association, per-stream flow control ...



## SCP in an IP network uses SCTP



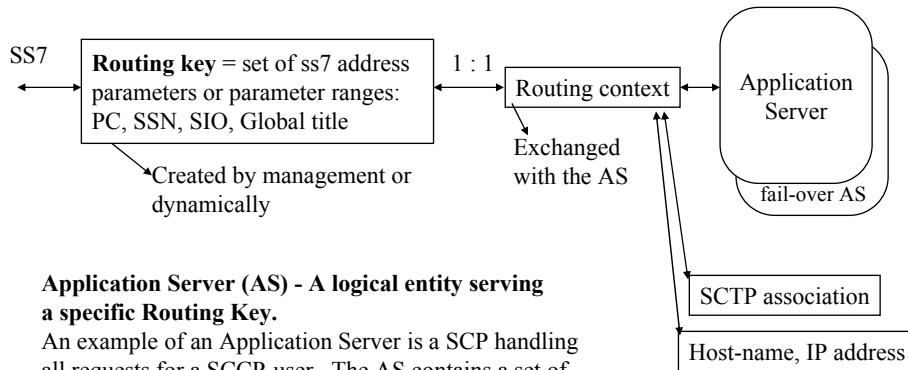
SUA – SCCP User Adaptation layer – supports SCCP service classes 0...3  
NIF – Nodal Interworking function conveys SCCP/SUA user primitives

SCP is addressable from ISDN using telephone numbers (Global Title) but it is not in the SS7 network: Minimum legacy from SS7.

## SUA supports the following

- Transfer of SCCP-User Part messages (TCAP, RANAP, etc.)
- Emulation of SCCP connectionless and connection oriented service.
- Seamless operation of SCCP-User protocol peers.
- Management of SCTP transport associations between an SG and one or more IP-based signalling nodes.
- Distributed IP-based signalling nodes.
- Asynchronous reporting of status changes to management.

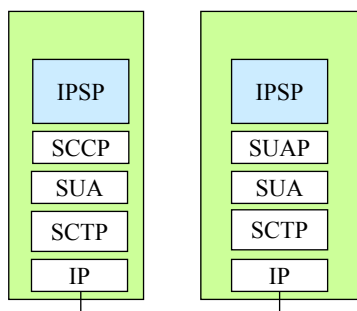
## SUA Routing context ties the IP entities to SS7 address parameters



### Application Server (AS) - A logical entity serving a specific Routing Key.

An example of an Application Server is a SCP handling all requests for a SCCP-user. The AS contains a set of one or more unique Application Server Processes, of which one (or more) is normally actively processing traffic.

## SIGTRAN components can be used also in the All IP network



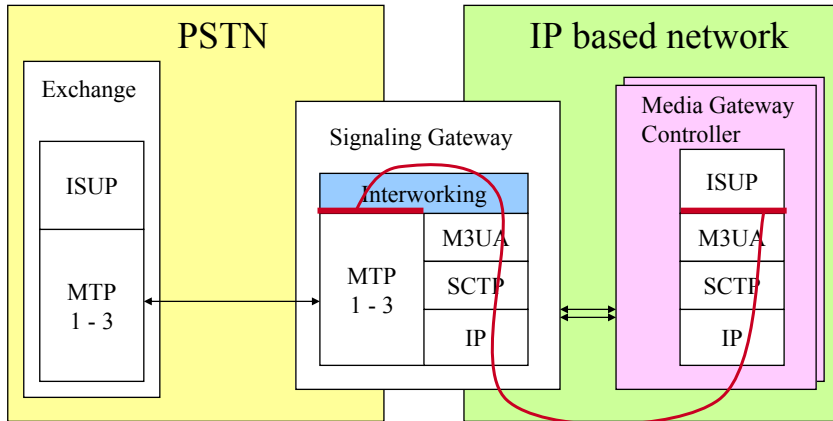
IP based telephony network elements

SUAP - SCCP/SUA Application Protocol (e.g. - RANAP/RNSAP in 3G)

IP Server Process (IPSP) - A process instance of an IP-based application. An IPSP is essentially the same as an AS Process, except that it uses SUA in a peer-to-peer fashion. An IPSP does not use the services of a Signalling Gateway.

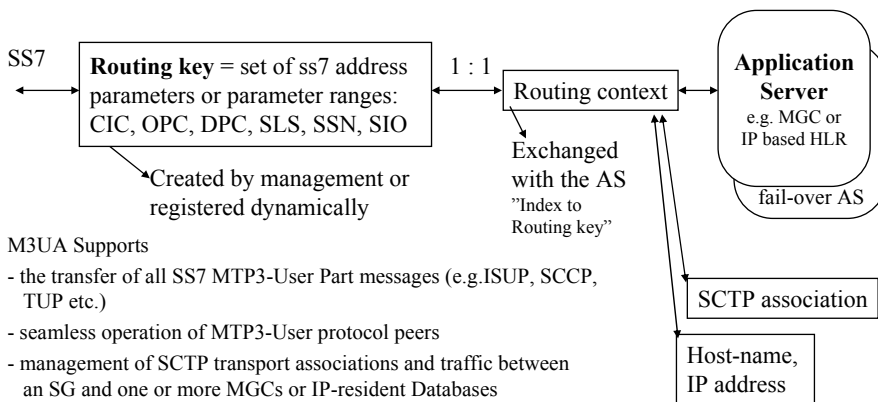
This might be useful for carrying an existing originally for ISDN designed application into an IP environment.

# Signaling Gateway can use M3UA



- M3UA – MTP3 User Adaptation layer extends MTP3 primitive interface to remote user.

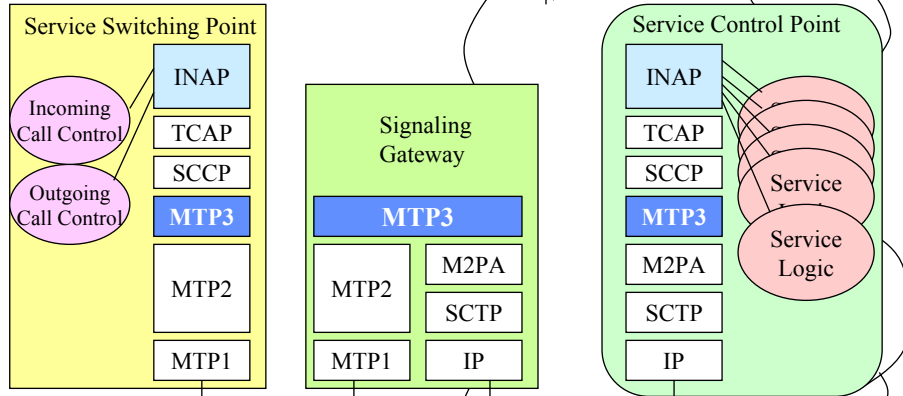
# M3UA extends MTP3 services to a remote AS in an IP network



## M3UA Supports

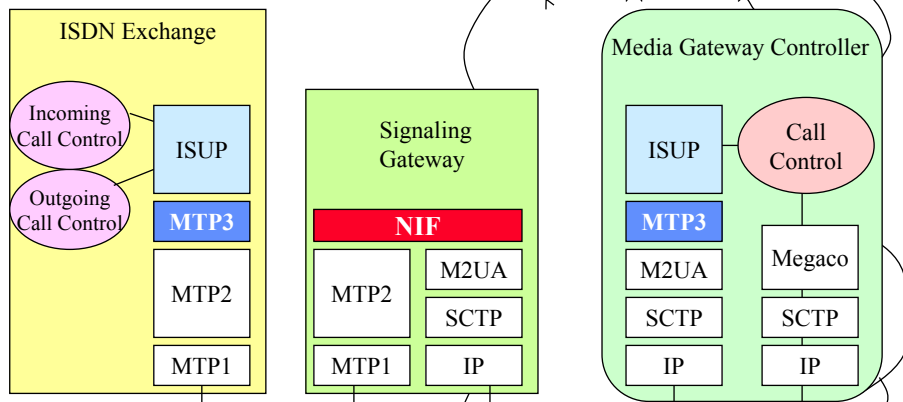
- the transfer of all SS7 MTP3-User Part messages (e.g. ISUP, SCCP, TUP etc.)
- seamless operation of MTP3-User protocol peers
- management of SCTP transport associations and traffic between an SG and one or more MGCs or IP-resident Databases
- MGC or IP-resident Database process failover and load sharing
- asynchronous reporting of status changes to management

## Alternative for SCP connectivity using SCTP



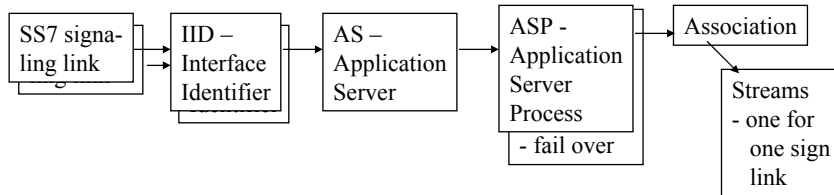
M2PA – MTP2 User Peer-to-Peer Adaptation layer makes IP network look like a signaling channel (including network management features) for MTP3. Carries all the CCS7 signaling network legacy to the IP environment. SCP is an SS7 signaling point. SG = STP in SS7 terms...

## An alternative for MGC connectivity using SCTP



M2UA – MTP2 User Adaptation layer extends MTP2 primitive interface to the IP network: MTP3 of MGC uses SG MTP2 as its layer 2 protocol

## M2UA extends MTP2 primitive interface to a remote system



Each signaling link has IID – Interface Identifier

Messages from many signaling links can be sent to one AS

M2UA manages AS fail over.

Each signaling link is mapped to its own stream in one association, thus messages from different links can be treated in different sequences.

## M2UA extends primitive interface to IP M2PA creates an SS7 signaling link

Differences between M2PA and M2UA include:

- a. M2PA: IPSP (IP Signaling Process) processes MTP3/MTP2 primitives.  
M2UA: MGC transports MTP3/MTP2 primitives between the SG's MTP2 and the MGC's MTP3 (via the NIF) for processing.
- b. M2PA: SG-IPSP connection is an SS7 link.  
M2UA: SG-MGC connection is not an SS7 link. It is an extension of MTP to a remote entity.
- c. M2PA: SG is an SS7 node with a point code (SG = STP).  
M2UA: SG is not an SS7 node and has no point code.
- d. M2PA: SG can have upper SS7 layers, e.g., SCCP.  
M2UA: SG does not have upper SS7 layers since it has no MTP3.
- e. M2PA: relies on MTP3 for management procedures.  
M2UA: uses M2UA management procedures.

Source: draft-ietf-sigtran-m2pa-04.txt

# SIGTRAN summary

- SIGTRAN intends to create a comprehensive signaling architecture for integrating SCN and IP telephony
- SCTP is a generic new transport protocol not only for signaling – OS kernel implementations are available and under way
- These protocols are used in 3G, modernization of IN and IP Telephony

# Status of 28.2.2006

## **Internet-Drafts:**

[Signaling System 7 \(SS7\) Message Transfer Part 3 \(MTP3\) - User Adaptation Layer \(M3UA\)](#) (283638 bytes)  
[SUA Implementor's guide](#) (53076 bytes)

## **Request For Comments:**

[Architectural Framework for Signaling Transport \(RFC 2719\)](#) (48646 bytes)  
[Stream Control Transmission Protocol \(RFC 2960\)](#) (297757 bytes) updated by RFC 3309  
[ISDN Q.921-User Adaptation Layer \(RFC 3057\)](#) (140327 bytes) obsoleted by RFC 4233/ updated by RFC 3807  
[Stream Control Transmission Protocol Applicability Statement \(RFC 3257\)](#) (24198 bytes)  
[Signaling System 7 \(SS7\) Message Transfer Part \(MTP\)2 - User Adaptation Layer \(RFC 3331\)](#) (210807 bytes)  
[SS7 MTP3-User Adaptation Layer \(M3UA\) \(RFC 3332\)](#) (265055 bytes)  
[V5.2-User Adaptation Layer \(V5UA\) \(RFC 3807\)](#) (49748 bytes) updates RFC 3057  
[Security Considerations for SIGTRAN Protocols \(RFC 3788\)](#) (27125 bytes)  
[Stream Control Transmission Protocol Management Information Base \(RFC 3873\)](#) (82403 bytes)  
[Signalling Connection Control Part User Adaptation Layer \(SUA\) \(RFC 3868\)](#) (294116 bytes)  
[Signaling System 7 \(SS7\) Message Transfer Part 2 \(MTP2\) - User Peer-to-Peer Adaptation Layer \(M2PA\) \(RFC 4165\)](#)  
[Digital Private Network Signaling System \(DPNSS\)/Digital Access Signaling System 2 \(DASS 2\) Extensions to the IUA protocol \(RFC 4129\)](#) (29034 bytes)  
[Integrated Services Digital Network \(ISDN\) Q.921-User Adaptation Layer \(RFC 4233\)](#) obsoletes RFC 3057  
[Telephony Signalling Transport over Stream Control Transmission Protocol \(SCTP\) Applicability \(RFC 4166\)](#)

# SIGTRAN status March 2008

## No Current Internet-Drafts

### Request For Comments:

[Architectural Framework for Signaling Transport \(RFC 2719\)](#) (48646 bytes)  
[Stream Control Transmission Protocol \(RFC 2960\)](#) (297757 bytes) obsoleted by RFC 4960/ updated by RFC 3309  
[ISDN Q.921-User Adaptation Layer \(RFC 3057\)](#) (140327 bytes) obsoleted by RFC 4233/ updated by RFC 3807  
[Stream Control Transmission Protocol Applicability Statement \(RFC 3257\)](#) (24198 bytes)  
[Signaling System 7 \(SS7\) Message Transfer Part \(MTP\)2 - User Adaption Layer \(RFC 3331\)](#) (210807 bytes)  
[Security Considerations for SIGTRAN Protocols \(RFC 3788\)](#) (27125 bytes)  
[V5.2-User Adaption Layer \(V5UA\) \(RFC 3807\)](#) (49748 bytes) updates RFC 3057  
[Stream Control Transmission Protocol Management Information Base \(RFC 3873\)](#) (82403 bytes)  
[Signalling Connection Control Part User Adaptation Layer \(SUA\) \(RFC 3868\)](#) (294116 bytes)  
[Signaling System 7 \(SS7\) Message Transfer Part 2 \(MTP2\) - User Peer-to-Peer Adaptation Layer \(M2PA\) \(RFC 4165\)](#) (114669 bytes)  
[Digital Private Network Signaling System \(DPNSS\)/Digital Access Signaling System 2 \(DASS 2\) Extensions to the IUA protocol \(RFC 4129\)](#) (29034 bytes)  
[Telephony Signalling Transport over Stream Control Transmission Protocol \(SCTP\) Applicability \(RFC 4166\)](#) (46659 bytes)  
[Signaling System 7 \(SS7\) Message Transfer Part 3 \(MTP3\) - User Adaptation Layer \(M3UA\) \(RFC 4666\)](#) obsoletes RFC 3332  
[Terminal Endpoint Identifier \(TEI\) Query Request Number Change \(RFC 5133\)](#) (7279 bytes) obsoletes RFC 4233